

# SIRS Discoverer® • Student Workbook



## Elementary School Edition

SIRS and SIRS Discoverer are registered trademarks of ProQuest LLC  
© 2015 ProQuest LLC  
All rights reserved.

Revised 07/2015



## **SIRS Discoverer • Student Workbook**

### **Elementary School Edition—Table of Contents**

#### **Introduction and Images**

Worksheet One - Introduction to Discoverer

Worksheet Two - Images

#### **Subject Tree Worksheets**

Worksheet Three - Browse Subjects

Worksheet Four - Subject Tree Branches

Worksheet Five - Subject Tree Branches

Worksheet Six - Subject Tree Topics

Worksheet Seven - Subject Tree Subtopics

#### **Keyword Search Worksheets**

Worksheet Eight - Keywords

Worksheet Nine - Keyword Searches

#### **Subject Headings Search Worksheets**

Worksheet Ten - Subject Search

Worksheet Eleven - Subject Search

# Worksheet One: Introduction to Discoverer

Name: \_\_\_\_\_ Date: \_\_\_\_\_

Learn where to look for information.

The screenshot shows the ProQuest SIRS Discoverer website. At the top, there is a search bar with the text "Search..." and a magnifying glass icon. Below the search bar, there are options for "keyword" and "subject" search, along with "Sort by Date" and "Advanced Search" dropdown menus. The main content area is titled "Browse Subjects" and features ten circular icons representing different subject areas: Arts, Health, History, Language Arts, Math, People, Science, Social Studies, Sports, and Technology. Below the "Browse Subjects" section, there are two columns of "Explore Features" and one "Spotlight On..." section. The "Explore Features" section includes "Animal Facts", "Current Events", and "Pro/Con Leading Issues". The "Spotlight On..." section includes "Country Facts & Maps", "Nonfiction Books", and "Science Fair Explorer". A large image of a panda is featured in the "Spotlight On..." section.

1. Where would you click if you wanted to find articles by typing a keyword?

Browse Subjects  
Subject Search

Keyword Search  
Current Events

2. Where would you look if you wanted to find articles by seeing a tree of subject categories?

Animal Facts  
Browse Subjects

Pro/Con Leading Issues  
Subject Search

3. Which button would you click to find articles by typing a subject heading?

Spotlight On...  
Keyword Search

Subject Search  
Current Events

4. Which icon would you click to look for information on animals?

Country Facts  
People

Animal Facts  
Current Events

5. Which icon would you click to find articles about Leading Issues?

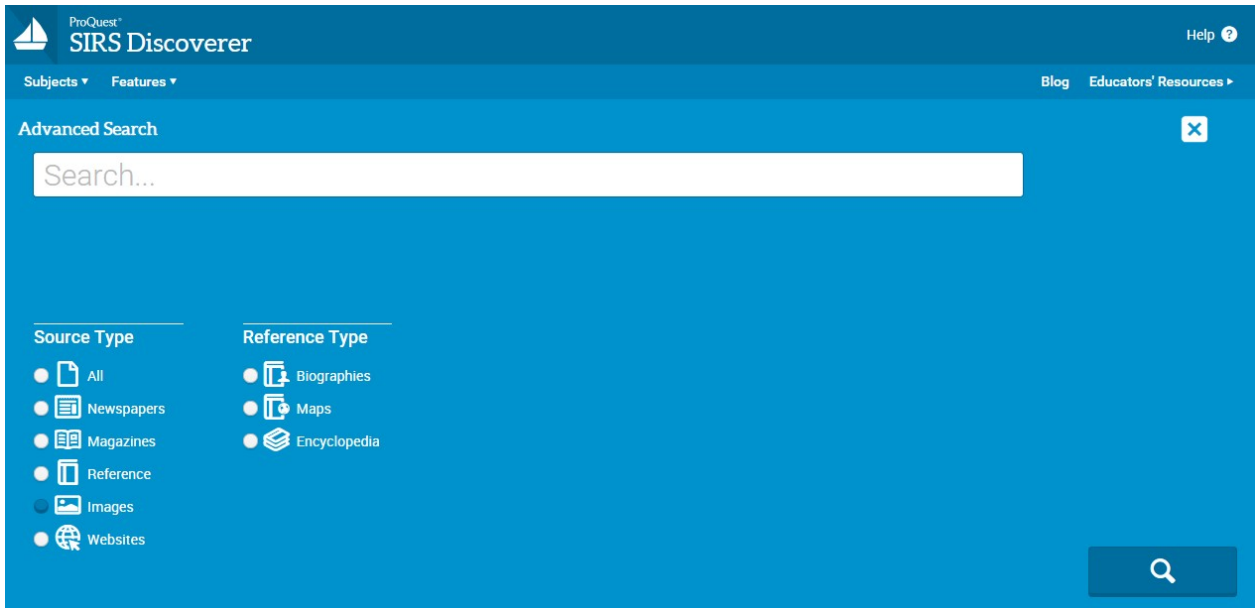
Browse Subjects  
Keyword Search

Spotlight On...  
Pro/Con Leading Issues

# Worksheet Two: Images

Name: \_\_\_\_\_ Date: \_\_\_\_\_

Find images for some articles.



1. From the home page, select Advanced Search.
2. Click on Images. Search for cheetah.
3. Then scroll down to choose an image and open it.
4. To see the article that goes with the image, click on Go to Article.
5. Scroll up and down to see any additional images for that article.
6. If there is more than one image, click on any image to see a slideshow of all images that go with the article.

# Worksheet Three: Browse Subjects

Name: \_\_\_\_\_ Date: \_\_\_\_\_

Find information about many interesting subjects.

## Browse Subjects



Arts



Health



History



Language Arts



Math



People



Science



Social Studies



Sports



Technology

1. Select the subject where you will find information about teeth.

Sports  
Health  
Technology

2. Select the subject where you will find information about George Washington.

People  
Arts  
Science

3. Select the subject where you will find information about basketball.

Technology  
History  
Sports

4. Select the subject where you will find information about rain forests.

Arts  
Science  
Sports

# Worksheet Four: Subject Tree Branches

Name: \_\_\_\_\_ Date: \_\_\_\_\_

Find an article about birds.

1. Choose the **SUBJECT** that might have information about birds.



People



Science



Arts

2. Select the **SUBJECT TREE** topic below that might have information about birds.

- < Science
- > **Animals**
- > Animal Rights
- > Animals As Entertainers
- > Behavior
- > Birds

3. Select the **SUBJECT TREE** topic that might have information about owls.

- < **Animals: Birds**
- > ospreys
- > ostriches
- > owls
- > parakeets

4. *Owls* is one **SUBTOPIC** that lists articles about owls. Select the title of the article that may have information about hunting habits of owls.

< **Animals: Birds: owls**

Silent Hunter

*National Geographic Kids*; Feb 2015

Meet the Snowy Owl

*Humpty Dumpty's Magazine*; Jan/Feb 2015

## Worksheet Five: Subject Tree Branches

Name: \_\_\_\_\_ Date: \_\_\_\_\_

Find an article about a sports figure by using Browse Subjects.

1. Write one **subject** that might have information about a sports figure.

\_\_\_\_\_ Open that subject.

2. Write one **subject tree** topic that might have information about a sports figure.

\_\_\_\_\_ Open that subject tree topic.

3. Write one **subject tree** subtopic that might have information about a sports figure.

\_\_\_\_\_ Open that subject tree subtopic.

4. Write one **article title** that might have information about a sports figure.

\_\_\_\_\_

**CHALLENGE:** Follow the steps again to find another article by making different choices.

**Subject:** \_\_\_\_\_

**Subject Tree Topic:** \_\_\_\_\_

**Subject Tree Subtopic:** \_\_\_\_\_


**Article Title:** \_\_\_\_\_

# Worksheet Six: Subject Tree Topics

Name: \_\_\_\_\_ Date: \_\_\_\_\_

Select the topics that belong in these Subjects.


1.  artists monkeys presidents  
baseball players pencils astronauts
- 


2.  snakes soccer in-line skating  
skiing electricity recycling
- 

3.  elections rain forest hurricanes  
wars garbage pollution
- 

Write three topics that you may find under each of these Subjects.

1.  \_\_\_\_\_
- 

2.  \_\_\_\_\_
- 

3.  \_\_\_\_\_
-



# Worksheet Seven: Subject Tree Subtopics

Name: \_\_\_\_\_ Date: \_\_\_\_\_

Select the subtopics that belong under these topics.

1.



Sports Figures

actors  
runners  
gymnasts

swimmers  
presidents  
doctors

---

2.



Court Sports

basketball  
tennis  
volleyball

soccer  
football  
sailing

---

3.



Astronomy & Space

trees  
oceans  
galaxies

planets  
moon  
heart

---

Write two subtopics that belong under each of these topics.

Subject

Subject tree

Subtopics

1.



Music

---

2.



Parts of the body

---

3.



Transportation

---

# Worksheet Eight: Keywords

Name: \_\_\_\_\_ Date: \_\_\_\_\_

Find the best keywords to unlock information about many interesting subjects.

Select three keywords for each subject.

<b>Dinosaurs</b>	extinct	reptiles	animals	dinosaurs
<b>Rain Forests</b>	endangered	environment	rain forest	Brazil
<b>Ballet</b>	ballet	perform	toe shoes	music
<b>Recycling</b>	environment	garbage	recycling	plastic
<b>Soccer</b>	sports	soccer field	world cup	ball

Write three keywords for each subject.

Example:

<b>School</b>	<u>education</u>	<u>textbooks</u>	<u>students</u>
<b>Saturn</b>	_____	_____	_____
<b>Dolphins</b>	_____	_____	_____
<b>Gymnastics</b>	_____	_____	_____
<b>Television</b>	_____	_____	_____
<b>Smoking</b>	_____	_____	_____

## Worksheet Nine: Keyword Searches

Name: \_\_\_\_\_ Date: \_\_\_\_\_

**Perform some Keyword Searches.**

**Select the Keyword Search option below the Search box on the home page.**

1. Your research subject is *All about dinosaurs*.

Enter this keyword: DINOSAUR.

Click Search.

How many articles did you find? \_\_\_\_\_

2. Your research subject is *How to protect the environment*. Enter these keywords:

ENVIRONMENT **AND** PROTECT

Click Search.

How many articles did you find? \_\_\_\_\_

3. Your research subject is *The solar system*. Enter these keywords:

SOLAR SYSTEM **AND** SUN **AND** PLANETS

Click Search.

How many articles did you find? \_\_\_\_\_

4. Here are some other Keyword Searches for you to try. Be sure to choose the correct linking word between them.

African American  
Girls  
Cats  
Careers  
Chinese

African American **OR** Black American  
Girls **AND** Sports  
Cats **OR** Dogs  
Careers **AND** Science  
Chinese **OR** Mexican

Girls **AND** Sports **AND** School  
Cats **OR** Dogs **OR** Pets  
Careers **AND** Science **NOT** Doctors  
Chinese **OR** Mexican **AND** Food

## Worksheet Ten: Subject Search

Name: \_\_\_\_\_ Date: \_\_\_\_\_

### Find interesting articles using Subject Search.

1. Select Subject below the search box.
2. Type the subject **presidents** in the search box. Click on the Search button.
3. Choose one title that interests you and open it to see the full-text article.
4. Enter the title of the article in the space provided:

\_\_\_\_\_

CHALLENGE: Write two interesting new facts you found in this article.

\_\_\_\_\_

\_\_\_\_\_

### Learn about cross references.

"See..." and "See Also..." are called cross references.

Cross references are links to other related subject headings.

1. Select Subject below the search box.
2. Type the word **royalty** in the box. Click on the Search button. Note on the left that there are cross references called Matching Subjects. How many Matching Subjects do you see: \_\_\_\_\_
3. Return to the home page. Type the subject **presidents** in the search box. Click on the Search button.
4. To the left of the articles there are a few "See Also..." subjects. Write the first one in the space provided:

\_\_\_\_\_

5. Click on the related subject heading *Children of presidents*.

6. Select one of these article titles. Click on the title to view the full-text article.

CHALLENGE: Write two interesting new facts you found in this article.

\_\_\_\_\_

\_\_\_\_\_

# Worksheet Eleven: Subject Search

Name: \_\_\_\_\_ Date: \_\_\_\_\_

## Use phrases in Subject Search.

You can enter more than one word to find a subject heading. Entering a phrase, however, will narrow your search. A phrase must be enclosed within quotation marks. Example: "sea turtles."

1. From the home page, select the Subject button below Search box. Type "Sea turtles" in the box and click on the Search button.

2. How many articles do you see? \_\_\_\_\_

3. Choose one article that interests you and open it to view the full-text article. Enter the title below.

---

4. Try these other phrases. Remember to include the quotation marks.

"African American"

"eating disorders"

"public health"

"electronic mail systems"

"virtual reality"

"energy conservation"

"school uniforms"

"world hunger"